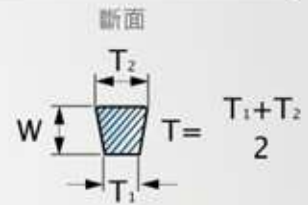
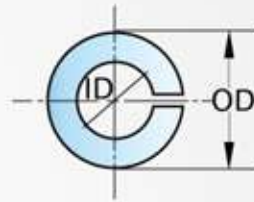
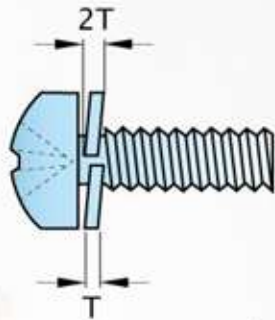


SPRING WASHER

組裝用Spring Washer



一般用

Spring Washer

單位: mm

尺寸	內徑 (ID)		寬(W) MIN	厚度(T) MIN	外徑(OD) MAX
	MIN	Tol.			
M 2	1.71	+0.15 -1	0.9	0.5	3.90
M 3	2.64	+0.15 -0	1.1	0.7	5.35
M 4	3.70	+0.10 -0.15	1.4	1.0	7.0
M 5	4.70	+0.05 -0.20	1.7	1.3	8.5
M 6	5.65	+0.05 -0.25	2.7	1.5	11.5
M 8	7.65	+0.05 -0.30	3.2	2.0	14.5
M 10	9.65	+0.05 -0.30	3.7	2.5	17.5
M 12	11.60	+0.10 -0.35	4.2	3.0	20.5
M 14	13.30	+0.10 -0.40	4.7	3.5	23.2
M 16	15.50	+0.10 -0.40	5.2	4.0	26.5

重荷重用

單位: mm

尺寸	內徑 (ID)		寬(W) MIN	厚度(T) MIN	外徑(OD) MAX
	MIN				
M 6	5.40		2.7	1.9	11.5
M 8	7.35		3.3	2.5	15.0
M 10	9.35		3.9	3.0	18.0
M 12	11.35		4.4	3.6	21.0